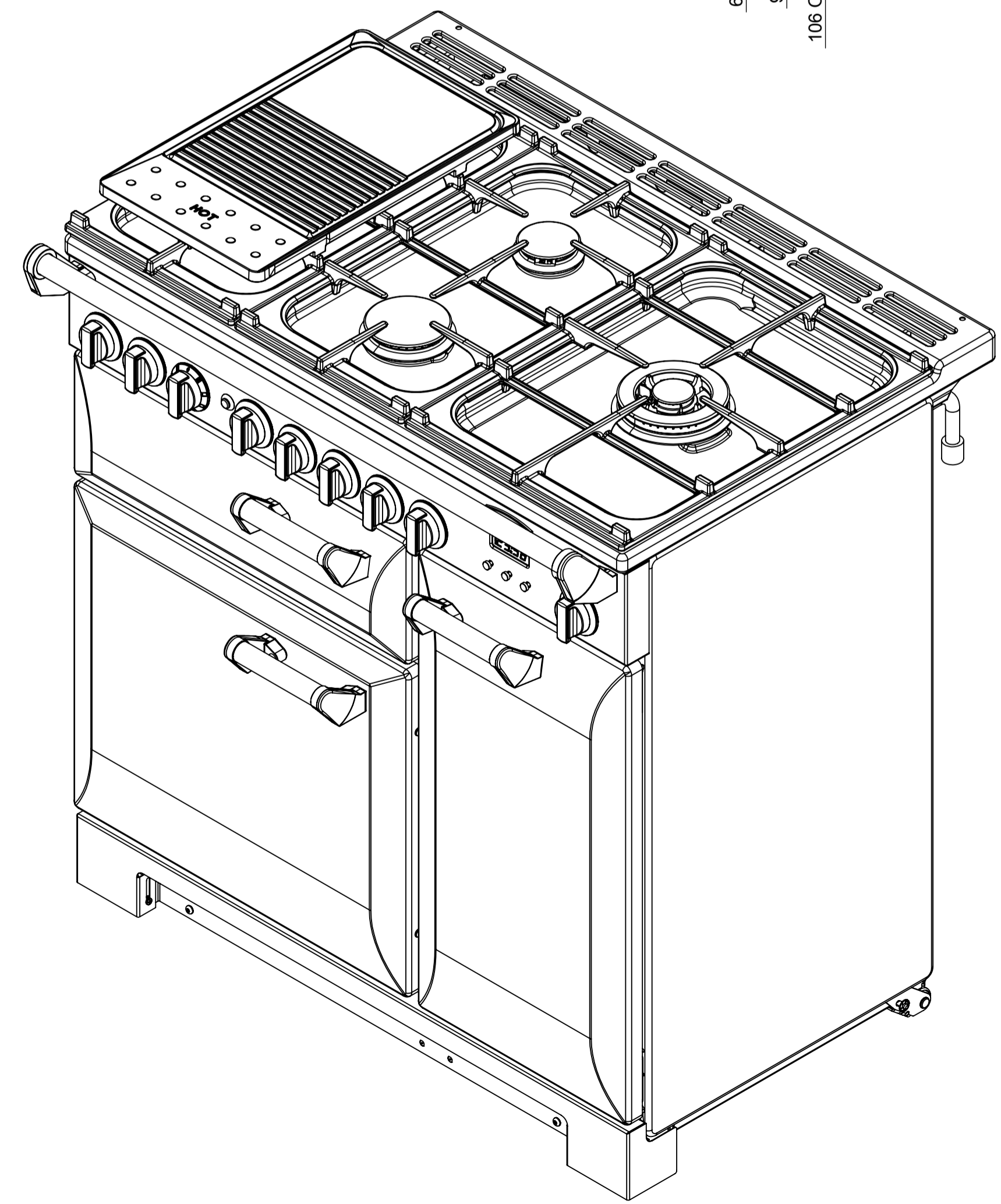
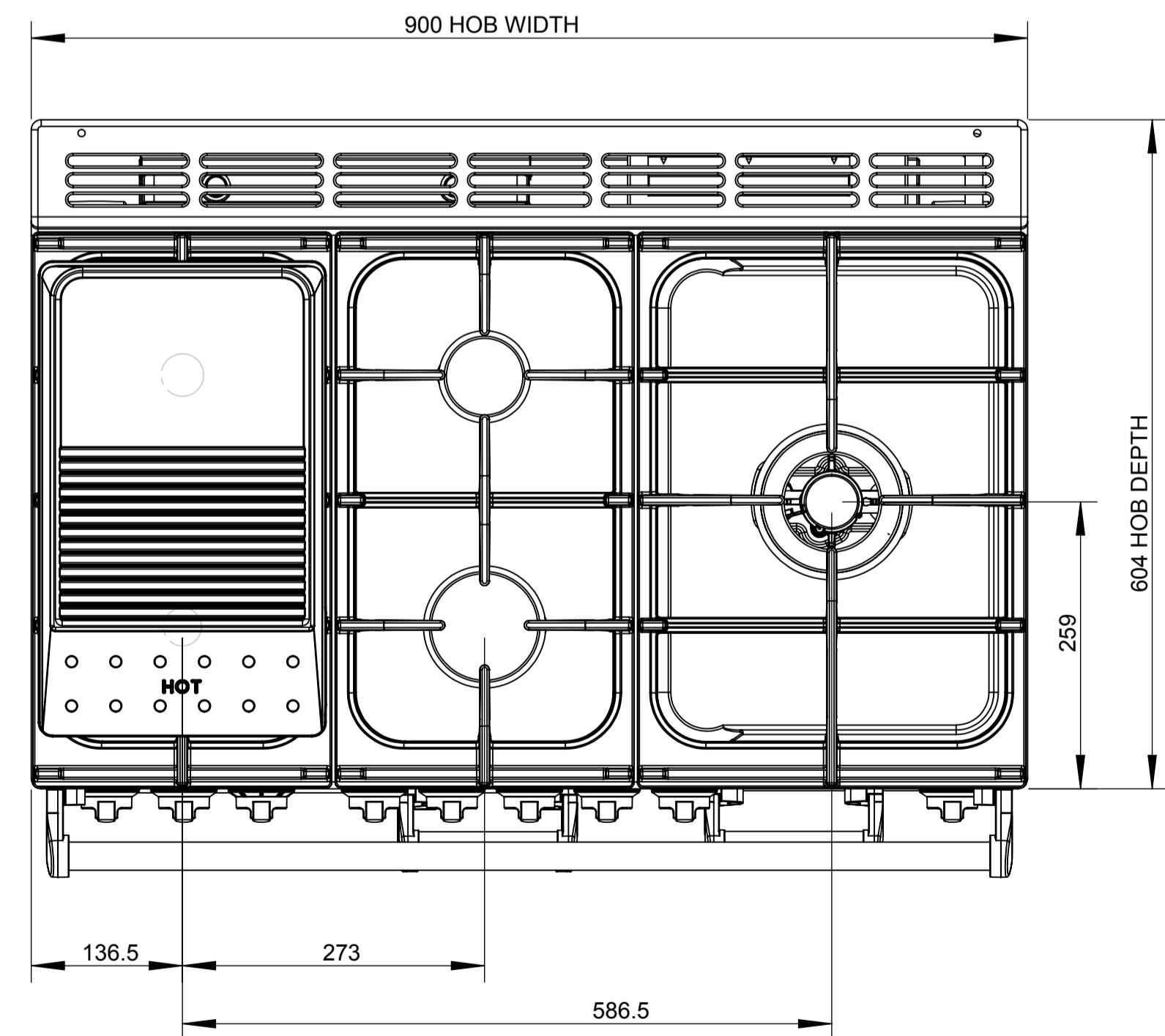
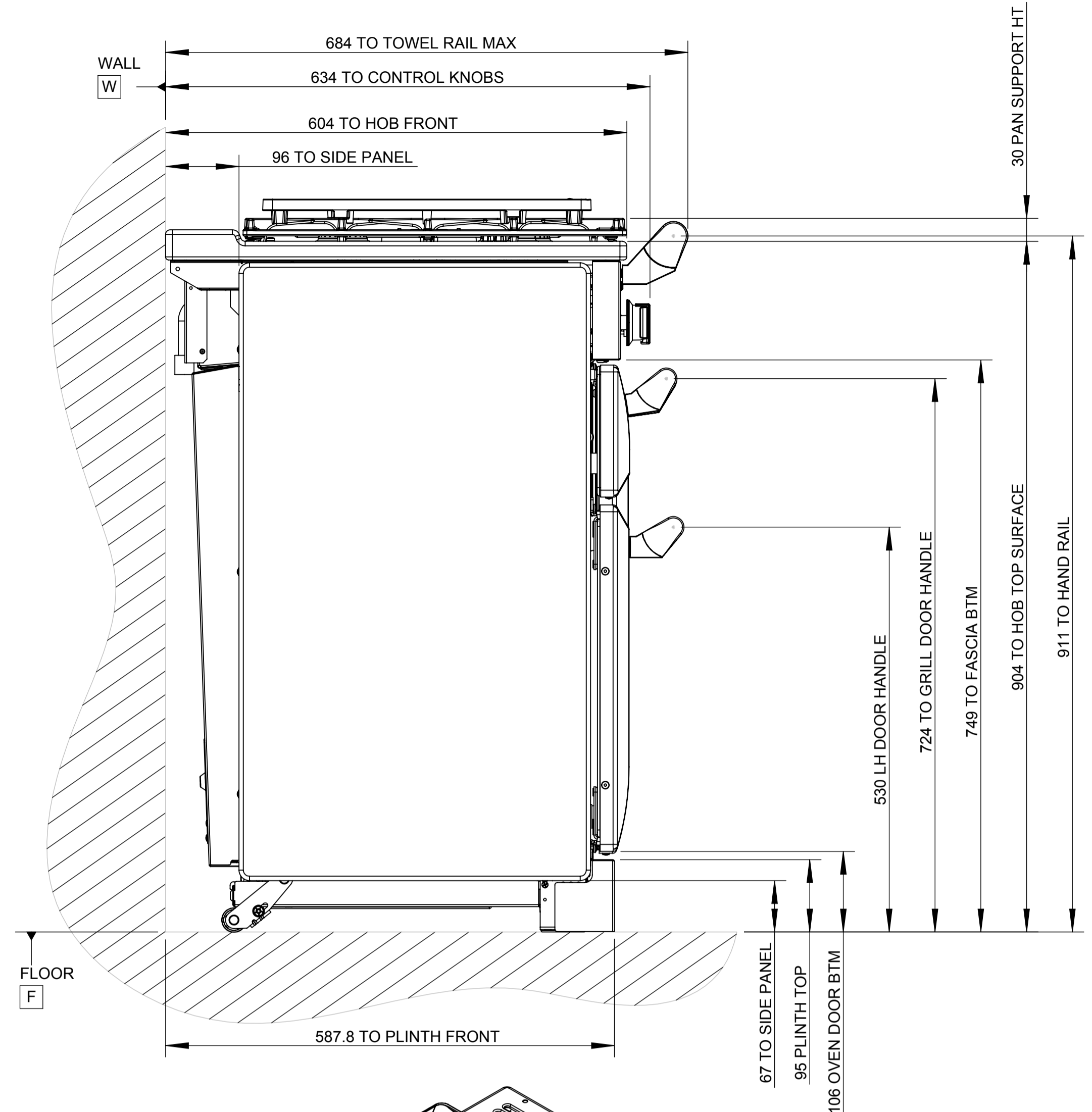
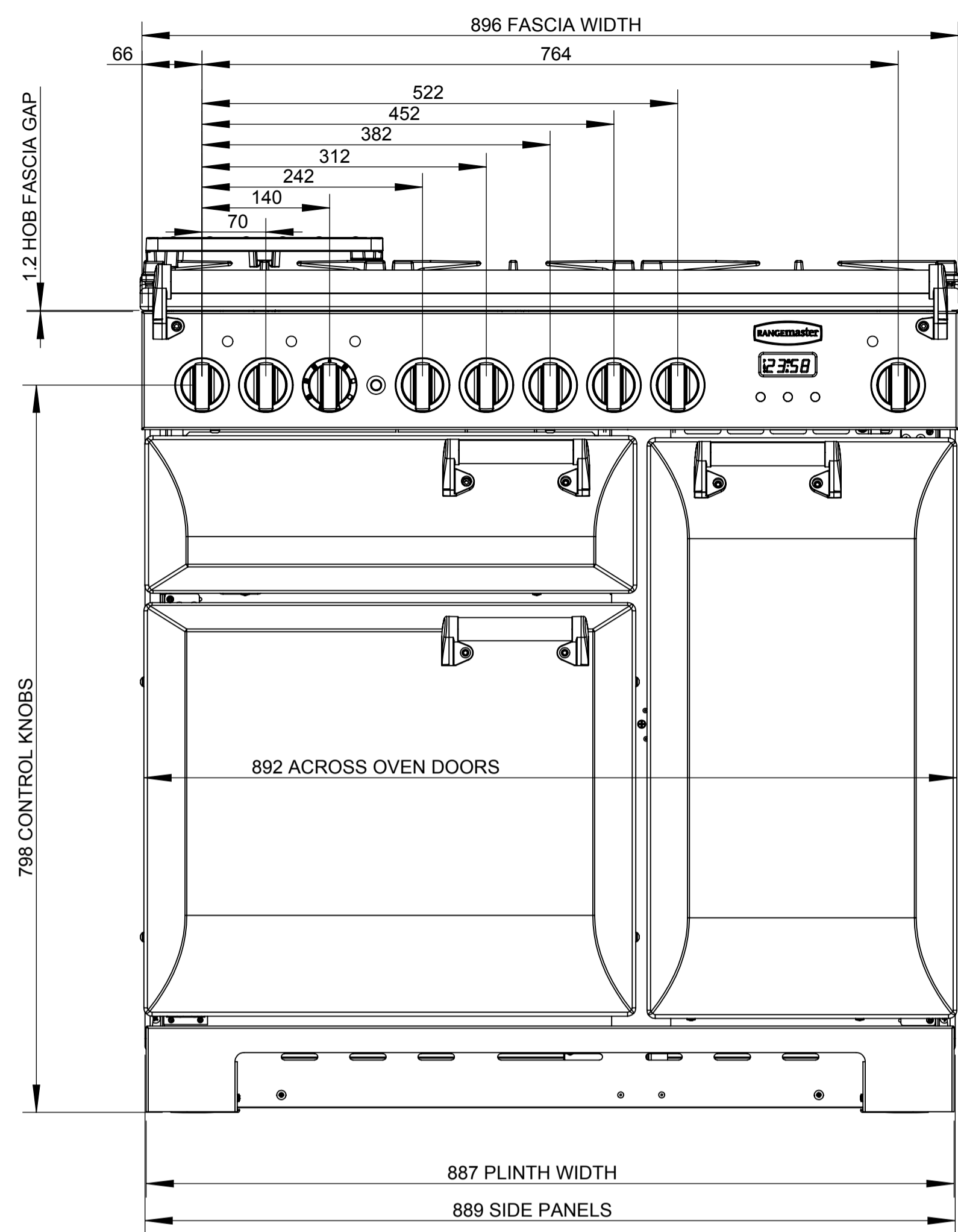


ISSUE No & DATE	DETAILS OF CHANGE, MODIFICATION RECORD NUMBER, ECR NUMBER.
01 09.10.18	FOR REFERENCE ONLY - FOR PRODUCT ISSUE 1 M141960 - BD



**Full Assembly Listing**

Assembly : A0011998	LECKFORD DL 90 DF BLK GB/IE	S.M. No. :
Issue : 01		Date : 09/10/2018

Ref Number	Part number	Revision	Description	Quantity	Remarks
001	A067000	03	CORE ASSY ELAN 90 DF	1	-
002	Q0011998	01	DATA LABEL	1	-
003	ID011998	01	IDENT LABEL	2	-
004	A068158	01	90 LECKFORD DL ACCESSORIES	1	-
006	A067007	01	DOOR SET ELAN 90 DF BLK	1	-
007	A040174	02	KITCH 90 MATT TOP SET - FSD	1	-
008	A038986	09	CLASSIC DL 90 SHRINK WRAP PK	1	-
009	A034570	01	INSTRUCTION PACK LECKFORD DL 90DF	1	-
010	A068162	01	FACIA ASSY LECKFORD DL 90 DF BLK	1	-
011	A068159	01	STYLING KIT LECKFORD DL 90 DF CHROME	1	-
012	A064982	02	SIDE SET - DF	1	-
016	A034839	02	90 MF DF LABEL KIT	1	-
800	E068169	01	OPTIONAL EXTRAS LECKFORD DL 90 DF	0	-

**LECKFORD DELUXE 90 DF BLK GB/IE 11998**

- NOTES:**
1. ALL DIMENSIONS ARE NOMINAL & ROUNDED TO THE NEAREST WHOLE NUMBER, UNLESS SHOWN OTHERWISE.
  2. ALL HEIGHT DIMENSIONS ARE BASED ON THE COOKER BEING SET AT ITS LOWEST LEVEL (IE. \*904 DIMENSION), THEY WILL CHANGE ACCORDINGLY WITH THE AMOUNT OF HEIGHT ADJUSTMENT.
  3. FOR DOCUMENTATION PURPOSES THE COOKER IS HEIGHT ADJUSTABLE AS DETAILED IN OBP.
  4. THIS DRAWING IS FOR REFERENCE PURPOSES ONLY. A 'PDF' COPY OF THIS DRAWING FORMS PART OF THE 'APPLIANCE PRODUCT SPECIFICATION' HELD ON THE 'COMMON' DRIVE. CHANGES TO THIS DRAWING REQUIRE THE 'PDF' FILE TO BE UPDATED.

THIS DRAWING IS THE PROPERTY OF RANGEMASTER AND REPRODUCTION IN WHOLE OR PART MAY NOT BE MADE WITHOUT THEIR WRITTEN CONSENT.		
DRAWN BD	PROJECT	ASSEMBLY
SCALE 1:5	11998	
<b>TITLE</b>		
LECKFORD DL 90 BLK GB_IE		
<b>PART NUMBER</b>		
A0011998	SHEET 1 OF 1	

**AGA Rangemaster**  
 Clarence Street, Royal Leamington Spa  
 Warwickshire CV31 2AD, United Kingdom  
 Telephone: 44 (0)1926 457400  
 Direct Fax: 44 (0)1926 457611  
 Web: www.agarangemaster.co.uk

**DO NOT SCALE OR GUESS. IF IN DOUBT, ASK. ALL MATERIALS MUST COMPLY WITH RoHS & REACH**

ALL MACHINING TO BE FREE FROM BURRS.  
 TOLERANCES UNLESS OTHERWISE STATED:-  
 ANGULAR ±30° WHOLE NUMBERS ±0.5  
 LINEAR DIMENSIONS ONE DECIMAL PLACE ±0.15  
 CIRCULAR HOLES ±0.15  
 CNC BEND RADI 1.25 -0  
 CNC BEND ANGLES ±2°

PROJECTION

A1 DRAWING BORDER CREATED 01/08/2012 BY D.J.B.

**ALL DIMENSIONS IN MILLIMETRES**

MATERIAL AND FINISH SPECIFICATION

MATERIAL: SEE BOMS

FINISH: SEE BOMS